

THE COLLECTIONS OF
CORIAN® KITCHEN SINKS
AND BATHROOM BASINS



INDEX

| | |
|-------------------------|----|
| INTRODUCTION | 3 |
| CORIAN® KITCHEN SINKS | 7 |
| CORIAN® BATHROOM BASINS | 19 |
| RECAP AND COMBINATIONS | 34 |



THE COLLECTIONS OF CORIAN® KITCHEN SINKS AND BATHROOM BASINS

THE BEAUTY OF CORIAN® LIES IN ITS ADAPTABILITY. THIS INNOVATIVE MATERIAL, WHICH CAN FORM ORGANIC OR LINEAR SHAPES, PERMITS ENDLESS CREATIVE POSSIBILITIES ALLOWING THE FREEDOM TO DESIGN SPACES TAILORED TO PERSONAL TASTES.

Within the confines of the kitchen and bathroom, the seamless construction and extensive colour palette of Corian® Solid Surface are easily configurable to suit a variety of interior styles from modern classic to minimalist to rustic chic. The pure, elegant forms of Corian® sinks, basins and worksurfaces integrate effortlessly into these surroundings, creating intimate spaces that reflect the personality of their owner and that play host to life's daily rituals.





PERFECT AND RELIABLE SOLUTIONS

Ready-made sink and basin shapes are a fundamental element of the Corian® Design range. The seamless integration of Corian® shapes and sheets provides a superior and reliable combination of beauty, quality and hygiene to residential and commercial spaces across the globe.

Corian® sinks and basins are the perfect solution for kitchens and bathrooms in the home and for applications in hotels, hospitals, restaurants and other commercial environments. To find out more about the entire Corian® Design offering (shapes, sheets, colours and services), visit www.corian.com.



ROSETTE OVERFLOW



OVERLAY BRANDED DRAIN COVER



SEAMLESS UNDERMOUNTING TECHNIQUE

CORIAN® KITCHEN SINKS

YOUR STYLE OF ELEGANCE AND INNOVATION

Fall under the spell of the elegant Corian® sinks, created for your kitchen. The Tasty, Salty, Spicy, Rounded, Smooth and Sweet collections represent a perfect balance of design and performance. Tasty 9610, Salty 9410, Spicy 9920 and Rounded 9310 are refined sinks featuring the overlay branded drain cover (also available by request for all the other models) and the improved overflow. Pure in its lines, velvety to the touch, the sculptural grace of Corian® sinks offers exceptional design freedom, emphasized by the reversibility of the form of the Spicy 9920 and Rounded 9310 sinks.

SMOOTH

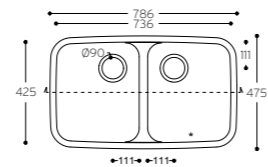
Double sinks with large corner radius



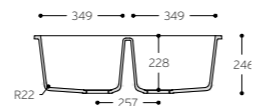
SMOOTH 850



TOP VIEW
* overflow



CROSS-SECTION



The above mentioned Corian® sink has the following overflow:



TASTY

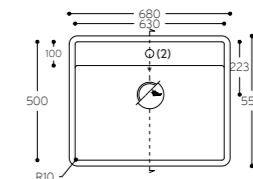
Sink with tap on step and narrow corner radius



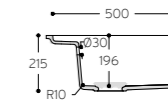
TASTY 9610



TOP VIEW
* overflow



CROSS-SECTION



The above mentioned Corian® sink has the following overflow and overlay branded drain cover:
(2) real product does not have the faucet hole



SALTY

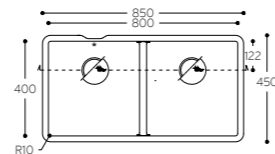
Large double sink with narrow corner radius



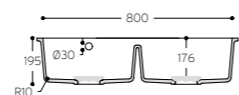
SALTY 9410



TOP VIEW
* overflow



CROSS-SECTION



The above mentioned Corian® sink has the following overflow and overlay branded drain cover:



ROUNDED

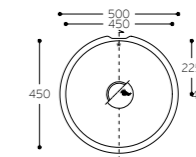
Large round sink with narrow corner radius



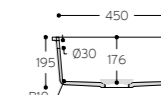
ROUNDED 9310




TOP VIEW
* overflow



CROSS-SECTION



The above mentioned Corian® sink has the following overflow and overlay branded drain cover:



SWEET

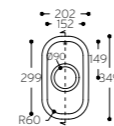
Sinks with large corner radius



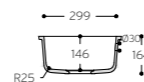
SWEET 857



TOP VIEW
* overflow



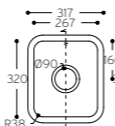
CROSS-SECTION



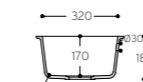
SWEET 809



TOP VIEW
* overflow



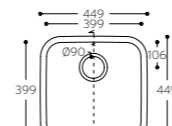
CROSS-SECTION



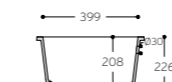
SWEET 804



TOP VIEW
* overflow



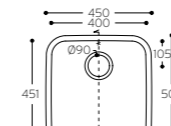
CROSS-SECTION



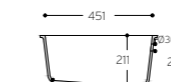
SWEET 805



TOP VIEW
* overflow



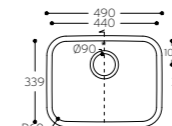
CROSS-SECTION



SWEET 859



TOP VIEW
* overflow



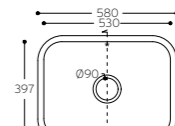
CROSS-SECTION



SWEET 871



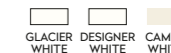
TOP VIEW
* overflow



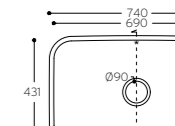
CROSS-SECTION



SWEET 881



TOP VIEW
* overflow



CROSS-SECTION



All the above mentioned Corian® sinks have the following overflow:



SPICY

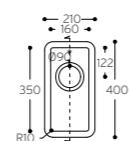
Sinks with narrow corner radius



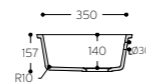
SPICY 967



TOP VIEW
* overflow



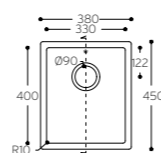
CROSS-SECTION



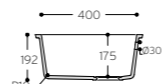
SPICY 969



TOP VIEW
* overflow



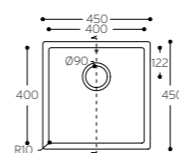
CROSS-SECTION



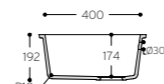
SPICY 965



TOP VIEW
* overflow



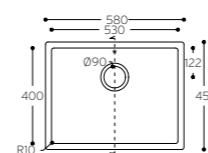
CROSS-SECTION



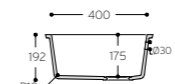
SPICY 970



TOP VIEW
* overflow



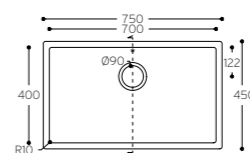
CROSS-SECTION



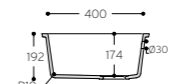
SPICY 966



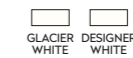
TOP VIEW
* overflow



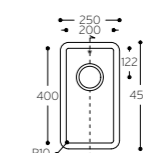
CROSS-SECTION



SPICY 9910



TOP VIEW
* overflow



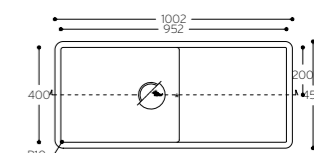
CROSS-SECTION



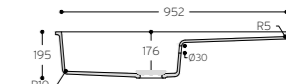
SPICY 9920



TOP VIEW
* overflow



CROSS-SECTION




All the above mentioned Corian® sinks have the following overflow:



Corian® sinks 9920 has the following overlay branded drain cover:



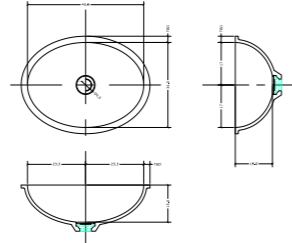
Please note that in order to position a dishwasher below the drainer section of Spicy 9920, the worksurface must be at minimum height of 900 mm from the floor. Please consult with your Corian® Quality Network Industrial Partner for additional info.



ROSETTE OVERFLOW



SEAMLESS UNDERMOUNTING TECHNIQUE



SYMMETRICAL, REVERSIBLE DESIGN



BRANDED DRAIN COVER

CORIAN® BATHROOM BASINS

COMBINING BEAUTY WITH FUNCTIONALITY

The collection of Corian® basins - Energy, Peace, Purity, Refresh, Relax and Serenity - embodies tranquility and a modern aesthetic. These basins include a range of new features, making them as practical as they are beautiful: centred drain hole; symmetrical, reversible design; improved overflow; branded drain cover flush with the bottom of the basin.

PURITY

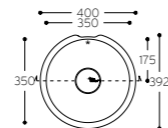
Round symmetrical basins



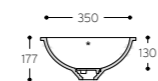
PURITY 7210



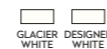
TOP VIEW
* overflow



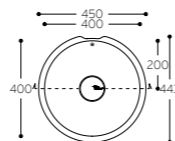
CROSS-SECTION



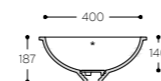
PURITY 7220



TOP VIEW
* overflow



CROSS-SECTION



All the above mentioned Corian® basins have the following overflow and branded drain cover:



PEACE

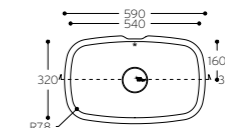
Rectangular symmetrical basin with curved corners and sides



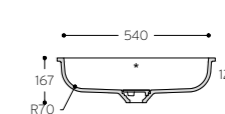
PEACE 7610




TOP VIEW
* overflow



CROSS-SECTION



The above mentioned Corian® basins have the following overflow and overlay branded drain cover:



RELAX

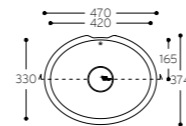
Oval symmetrical basins



RELAX 7310

GLACIER WHITE DESIGNER WHITE

TOP VIEW
* overflow



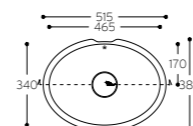
CROSS-SECTION



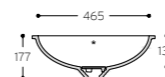
RELAX 7320

GLACIER WHITE DESIGNER WHITE

TOP VIEW
* overflow



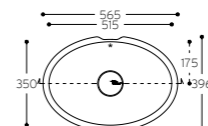
CROSS-SECTION



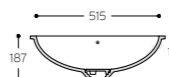
RELAX 7330

GLACIER WHITE DESIGNER WHITE


TOP VIEW
* overflow



CROSS-SECTION



All the above mentioned Corian® basins have the following overflow and overlay branded drain cover:



REFRESH

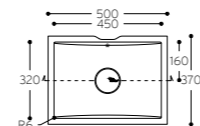
Rectangular symmetrical basins with a curved bottom



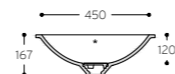
REFRESH 7410



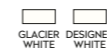
TOP VIEW
* overflow



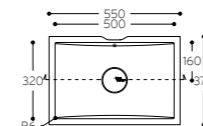
CROSS-SECTION



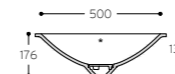
REFRESH 7420




TOP VIEW
* overflow



CROSS-SECTION



All the above mentioned Corian® basins have the following overflow and overlay branded drain cover:



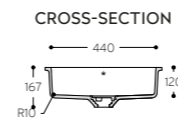
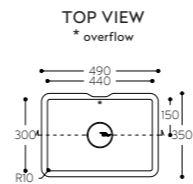
ENERGY

Rectangular symmetrical basins with narrow corner radius



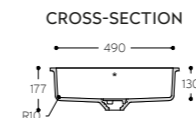
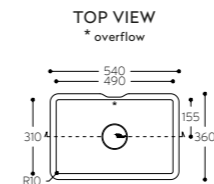
ENERGY 7710

GLACIER WHITE DESIGNER WHITE



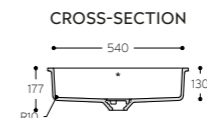
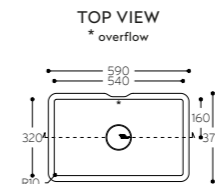
ENERGY 7720

GLACIER WHITE DESIGNER WHITE




ENERGY 7730

GLACIER WHITE DESIGNER WHITE



All the above mentioned Corian® basins have the following overflow and overlay branded drain cover:



SERENITY

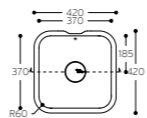
Rectangular symmetrical basins



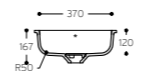
SERENITY 7510



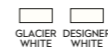
TOP VIEW
* overflow



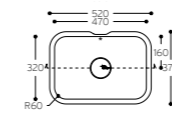
CROSS-SECTION



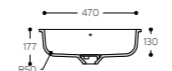
SERENITY 7520



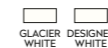
TOP VIEW
* overflow



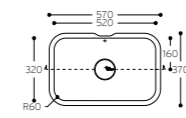
CROSS-SECTION



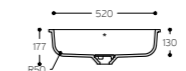
SERENITY 7530



TOP VIEW
* overflow



CROSS-SECTION



All the above mentioned Corian® basins have the following overflow and overlay branded drain cover:



CALM

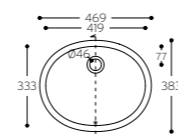
Oval basins



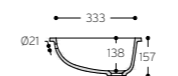
CALM 810

GLACIER WHITE DESIGNER WHITE CAMEO WHITE

TOP VIEW
* overflow



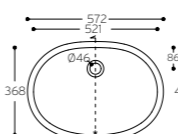
CROSS-SECTION



CALM 815

GLACIER WHITE DESIGNER WHITE CAMEO WHITE

TOP VIEW
* overflow



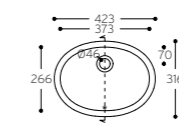
CROSS-SECTION



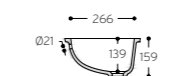
CALM 820

GLACIER WHITE DESIGNER WHITE CAMEO WHITE

TOP VIEW
* overflow



CROSS-SECTION



All the above mentioned Corian® basins have the following overflow:



CARE

Basins for healthcare applications

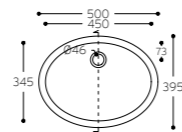


CARE 5510



GLACIER WHITE

TOP VIEW
* overflow



CROSS-SECTION

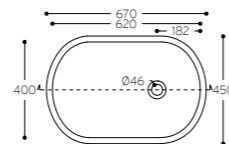


CARE 5310

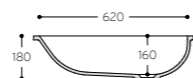


GLACIER WHITE

TOP VIEW
* overflow



CROSS-SECTION



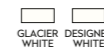
All the above mentioned Corian® basins have no overflow.

QUIET

Rectangular basins with narrow corner radius

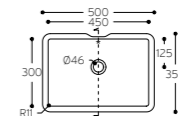


QUIET 7110

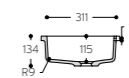


GLACIER WHITE DESIGNER WHITE

TOP VIEW
* overflow



CROSS-SECTION

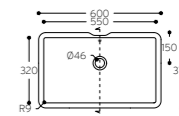


QUIET 7120

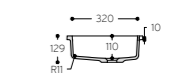


GLACIER WHITE DESIGNER WHITE

TOP VIEW
* overflow



CROSS-SECTION



All the above mentioned Corian® basins have the following overflow:

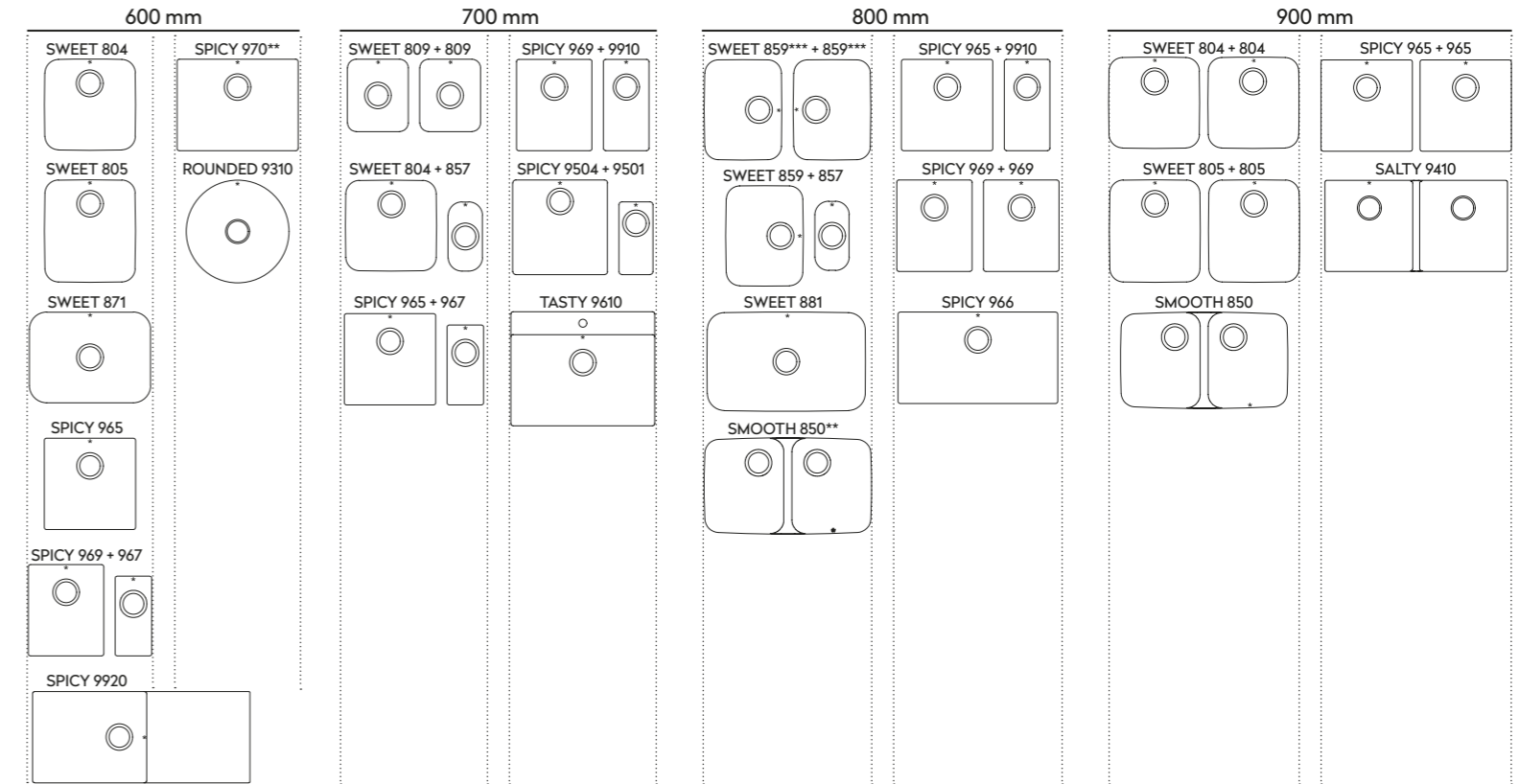


RECAP AND COMBINATIONS

KITCHEN COLLECTION



WHICH SINK WILL FIT IN MY CABINET?



* overflow ** small modification needed on the cabinet to fit this sink *** rotate 90°

For sinks made with colours featuring veins and patterns, seams inside the sink might be visible due to the aesthetic random texture.

BATHROOM COLLECTION



PURITY 7210



PURITY 7220



PEACE 7610



RELAX 7310



RELAX 7320



RELAX 7330



REFRESH 7410



REFRESH 7420



ENERGY 7710



ENERGY 7720



ENERGY 7730



SERENITY 7510



SERENITY 7520



SERENITY 7530



CALM 810



CALM 815



CALM 820



CARE 5510




CARE 5310



QUIET 7110



QUIET 7120



THE BENEFITS CORIAN® BRINGS TO YOU

CORIAN® DESIGN OFFERS AN EXTENSIVE RANGE OF SOLUTIONS:

- Ready-made Corian® kitchen sinks and bathroom basins in Cameo White, Designer White, Glacier White colours
- Customized solutions available on request
- The Corian® sinks and basins are available without overflow on made-to-order basis for healthcare applications.

EASY TO CLEAN AND MAINTAIN, CORIAN® FEATURES:

- Non-porous, continuous surfaces, with no open joints and seams
- Seamed undermounting technique, eliminating rims that trap dirt and water

QUALITY NETWORK & WARRANTY

Count on us to deliver complete peace of mind. Corian® kitchen sinks and bathroom basins (excl. shower trays and bath tubs) are backed by a 10-Year Product Warranty. When you work with a Corian® Quality Network Partner (QNP) fabricator, you can rely on craftsmanship. QNP fabricators are trained in the latest techniques for working with Corian® Solid Surface and are committed to delivering the highest levels of quality and customer service.